


# INTERNAL ENERGY RECOVERY VENTILATOR

---

## **Model w20LCi**

Part no. 1610537



VB0037

## **ENERGY AND COST SAVING IN VENTILATION**

Suitable for a wide range of applications, this unit delivers 2000 cfm (944 l/s) of ventilation air at 1" w.g. (250 Pa) of external static pressure. The w20LCi is designed with an enthalpy wheel to recover latent and sensible energy. This energy saving ventilator can save thousands of dollars in annual operating costs.

- Indoor installation
- Belt-driven blowers
- Quiet operation
- Removal of major serviceable parts in less than 7 minutes

This product is designed for indoor installation in a mechanical room or suspended from a ceiling. It has been developed to deliver the level of ventilation required to solve a range of indoor air quality problems while saving energy. The w20LCi energy recovery ventilator saves on operating costs, decreases demand load and considerably reduces capital costs for heating equipment.

Available at:

---

## **Controls**

- The basic control is made with terminal strips to select ventilation mode. For optional remote controls, the terminal strips will allow on/off control from remote contacts. Please note that the optional controls can only be installed with 2-speed units.
- Optional remote controls are:
  - Venta (off/min/max and dehumidistat) no. 40310
  - Basic (off/min/max and dehumidistat) no. 40210

---

## **Energy Recovery Module**

Type: Energy recovery wheel (sensible and latent)

Material: Corrugated style, aluminum substrate with desiccant coating

Wheel size: 42" dia. x 4"

Cassette size: 46" x 46"

(48" clearance is needed for removal from housing)

Servicing: Easily removable in sliding cassette (weight 120 lb)

Warranty: 15-year warranty on enthalpy wheel drive belt and bearings  
5-year warranty on enthalpy wheel

Total effectiveness: 78%

---

## **Optional Features and Accessories**

- Motor: 208/230/1/60, 1.5 hp, 2 speeds no. 04868
- Motor: 208/230/1/60, 2 hp, 1 speed no. 04813
- Flow Measuring Station no. 1605135

---

## **Requirements and Standard**

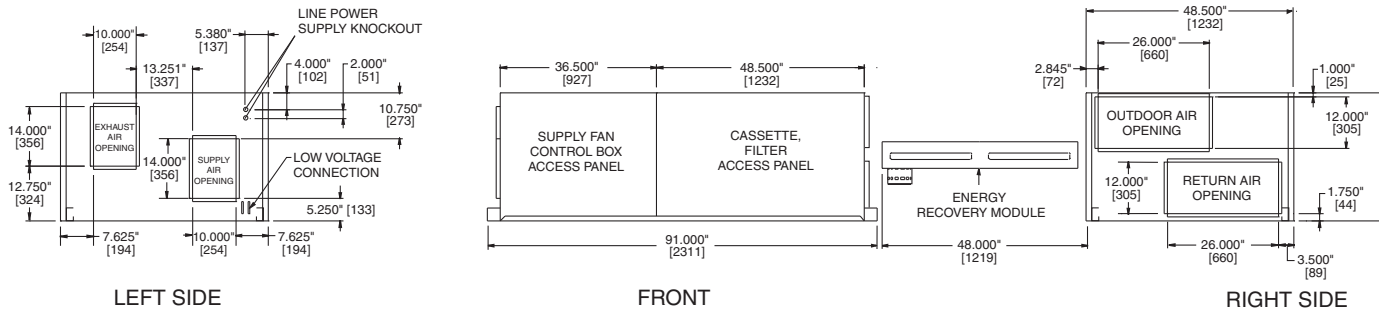
- Complies with the CSA C22.2 and UL 1812
- CETL and ETL approved
- Airflow data complies with AMCA 210 method of testing fans
- Insulation and enthalpy wheel comply with NFPA 90A requirements for flame spread and smoke generation

---

## **Warranty**

The w20LCi unit is fully protected by a 2-year warranty on all parts, excluding energy recovery wheel assembly.

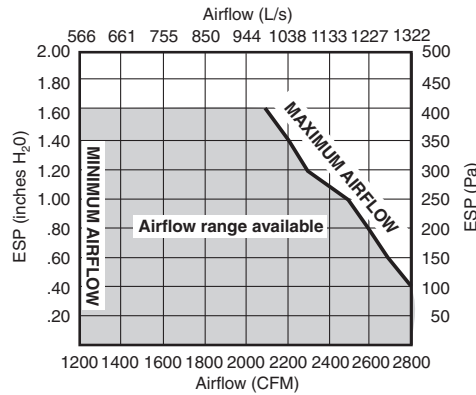
## Dimensions and clearance: w20LCi



VK0033A

NOTES: 1. A minimum of 48" clearance from any obstruction is required for removal of energy recovery module, fans and filters.  
2. Dimensions in brackets are in millimeters.

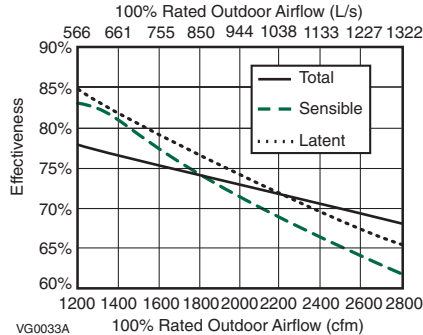
## Ventilation Performances



VG0036A

NOTES: 1. Airflow range is achieved by various pulley and motor combinations.  
2. Airflow based on supply motor.

## Energy Performances



VG0033A

Condition	Heating Season		Cooling Season	
	75% of rated flow	100% of rated flow	75% of rated flow	100% of rated flow
Effectiveness at:				
Sensible	76.3%	73.0%	74.1%	70.4%
Latent	80.5%	74.3%	80.0%	72.5%
Total	77.7%	73.5%	77.5%	71.4%

NOTE: Base airflow rate at 2000 cfm.

## Specifications and Ratings

- Model: w20LCi
- Part number: 1610537
- Total assembled weight: 700 lb
- Dampers: Non-insulated spring return supply damper, non motorized exhaust damper
- Housing: White, pre-painted steel
- Defrost: Exhaust only, available with non-insulated spring return only
- Filtration: Supply & exhaust filters
- Motor: Single phase, 1.5 hp, 1 speed
- Unit electrical characteristics:
  - Voltage: 208 volts ac
  - Frequency: 60 Hz

Submitted by:		Date:	Project:
Quantity:	Model number:	Remarks:	Location:
			Architect:
			Engineer:
			Contractor:

