



HRV NOVOFIT 1.5ES

Part no. 46121

66 to 150 CFM (0.4 in. w.g.)



VB0168

NOVOFIT® SERIES: AFFORDABLE, ENERGY EFFICIENT VENTILATION

Contractors and builders need cost-effective, reliable and code-compliant mechanical ventilation systems for new home construction. The Venmar AVS Novofit Series offers all of these features plus it meets the requirements of the Novoclimat® program for homes in Quebec. Match the Novofit with a Deco-Touch™ digital IAQ wall control for outstanding value, or the programmable Altitude wall control for even more sophisticated control over your home's ventilation. The Novofit 1.5ES is based on over 15 years of continuous improvement to deliver contractors the durability and reliability they have come to expect from Venmar.

Key features:

- Maintenance free, totally enclosed, sealed bearings motor
- Pressure taps, balancing dampers and straps for insulated ducts for quick, effective installation
- Integrated "snap-in" drain system installs in seconds with no additional parts
- ENERGY STAR® qualified
- Approved for the Novoclimat®** program for new homes when used with an optional main control

*Novoclimat® is a program of the *Agence de l'efficacité énergétique du Québec*.

REPAIRS AND MAINTENANCE

All parts of the HRV Novofit 1.5ES that could need maintenance can be removed in less than 5 minutes, allowing direct access for easy repairs. The motor is permanently lubricated.

WARRANTY

The HRV Novofit 1.5ES is protected by a 5-year warranty on parts only. The heat recovery core is covered by a limited lifetime warranty, with the original proof of purchase.

Available at:

HEAT RECOVERY VENTILATOR

Controls

- This unit is very simple to operate. Once it is installed, press on its push button, located on the bottom of the unit, to activate it. Press once for low speed, once again for high speed, and once more to stop it.
- For more convenience, this unit can also be controlled by an optional main control. For a complete list of optional main and auxiliary controls available, refer to the **Wall Control Compatibility Chart** on last pages of wall controls specification sheet, available at www.venmar.ca.
- For more details about controls, refer to the **Main and auxiliary wall controls** user guide, also available at www.venmar.ca.

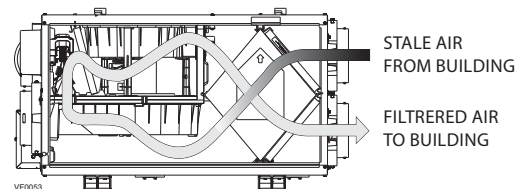
Options

- Complete line of registers and diffusers

Defrosting System

The HRV NOVOFIT 1.5ES uses an efficient defrosting method. No negative pressure is created by air exhausted to the outdoors, as the air is recirculated into the house, helping to prevent any backdraft.

OUTDOOR TEMPERATURE		DEFROST CYCLE (MINUTES)
°C	°F	DEFROSTING / OPERATING
WARMER THAN -5	WARMER THAN 23	NO DEFROST
-5 TO -15	23 TO 5	7 / 50
-15 TO -27	5 TO -17	7 / 25
-27 AND LESS	-17 AND LESS	10 / 20



Heat Recovery Core

Dimensions: 12" x 14" x 15.5" (30.5 cm x 35.5 cm x 39.4 cm)

Exchange surface: 102 ft² (9.54 m²)

Weight: 6.2 lb (2.8 kg)

Material: Polypropylene

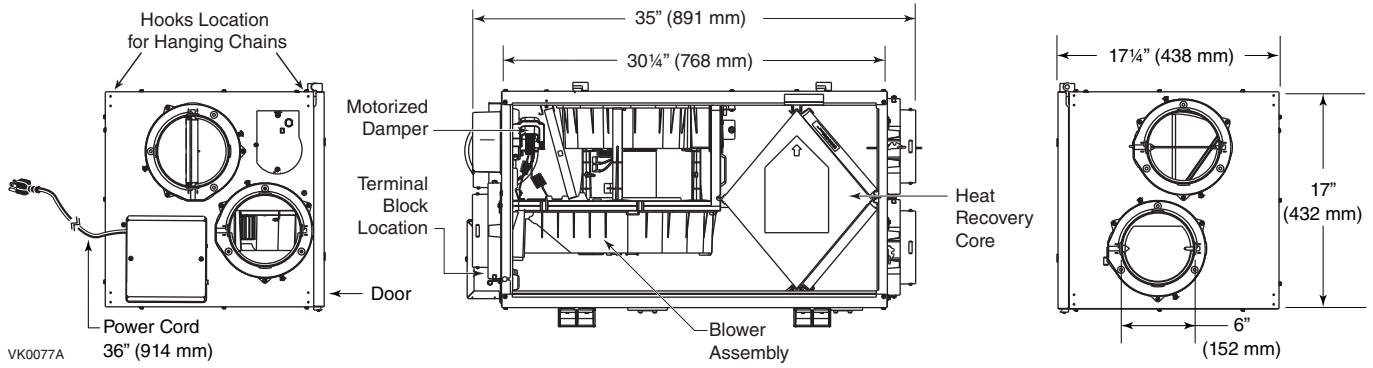
Type: Crossflow core

Warranty: Limited Lifetime

Requirements and Standards

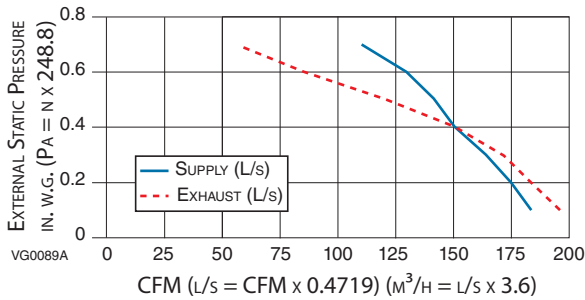
- Complies with the UL 1812 requirements regulating the installation of Heat Recovery Ventilators
- Complies with the CSA C22.2 no. 113 Standard applicable to ventilators
- Complies with CSA F326 requirements regulating the installation of Heat Recovery Ventilators
- Technical data was obtained from published results of tests relating to CSA C439 Standards
- HVI certified and ENERGY STAR® qualified

DIMENSIONS: HRV NOVOFIT 1.5ES



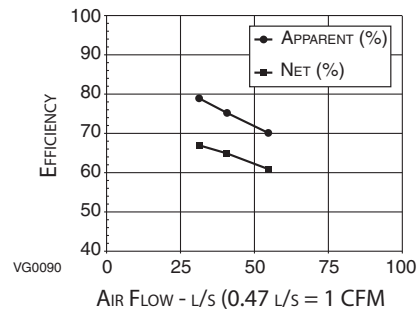
VENTILATION PERFORMANCE

EXTERNAL STATIC PRESSURE		NET SUPPLY AIR FLOW			GROSS AIR FLOW					
PA	IN. W.G.	L/S	CFM	M ³ /H	SUPPLY			EXHAUST		
					L/S	CFM	M ³ /H	L/S	CFM	M ³ /H
25	0.1	85	180	306	86	182	309	92	194	330
50	0.2	82	174	296	82	175	297	86	182	309
75	0.3	77	163	277	77	164	279	81	171	291
100	0.4	71	150	255	71	151	257	71	151	257
125	0.5	67	141	240	67	142	241	57	120	204
150	0.6	60	128	217	61	130	221	40	85	144
175	0.7	51	108	183	52	110	187	27	57	97



ENERGY PERFORMANCE

SUPPLY TEMPERATURE		NET AIR FLOW			POWER CONSUMED	SENSIBLE RECOVERY	APPARENT SENSIBLE	LATENT RECOVERY
°C	°F	L/S	CFM	M ³ /H	WATTS	EFFICIENCY	EFFECTIVENESS	MOISTURE TRANSFER
HEATING								
0	32	31	66	112	67	67	79	-0.01
0	32	40	86	146	74	65	75	-0.01
0	32	54	115	195	90	61	70	-0.01
-25	-13	38	81	138	87	60	76	0.02



NOTE: All specifications are subject to change without notice.

SPECIFICATIONS AND RATINGS

- Model: HRV NOVOFIT 1.5ES
- Part Number: 46121
- Total Assembled Weight (including polypropylene core): 65 lb. (29.5 kg)
- Drains: 1/2" (1.2 cm) fittings with 10 ft. (3 m) PVC drain hose
- Filters: 15 ppi washable reticulated foam 15.375" x 7.125" x 0.75" (39 cm x 18 cm x 1.9 cm)
- 6" Round Ports
- Housing: Pre-painted steel
- Insulation: Expanded polystyrene
- Mounting: Suspension by chains and springs
- Supply & Exhaust Blower Motor: 1 PSC Motor
 - Protection type: Thermally protected
 - Insulation class: B
- Speed Control on unit: Low and High speeds. Other modes available with optional main wall controls.
- Heat Recovery Core:
 - Heat Exchange Surface Area: 102 ft.² (9.54 m²)
 - Type: Crossflow
 - Material: Polypropylene
- Unit Electrical Characteristics: 120 volts, 60 Hz, 1.5 amps, 160 watts

Project:	REMARKS
Location:	
Part Number: 46121	
Quantity:	
Submitted by:	Date:



Residential Products Group, 550 Lemire Blvd., Drummondville, Qc, Canada J2C 7W9 - Tel: 1-800-567-3855 Fax: 1-800-567-1715



www.venmar.ca

HRVNovofit1.5ESd151014