



HRV SOLO 2.0ES

Part no. 47720

82 to 192 CFM (0.4 in. w.g.)



VB0304

SOLO®: THE ONE HRV YOU NEED FOR OPTIMAL INDOOR AIR QUALITY

Homeowners who want the best in heat-recovery ventilation choose the Solo 2.0ES for its power, reliability and very quiet operation. When used along with the Altitude IAQ wall control with SMART mode (automated ventilation based on indoor relative humidity and outdoor temperature), the Solo 2.0ES allows you to optimize your ventilation and your energy consumption. The Solo 2.0ES represents over 15 years of continuous improvement to deliver contractors the durability and reliability they have come to expect from Venmar.

- Maintenance free, totally enclosed, sealed bearings motor; prevents dust from entering
- Pressure taps, balancing dampers and straps for insulated ducts for quick, effective installation
- Integrated "snap-in" drain system installs in seconds with no additional parts
- Reversible for greater installation flexibility
- Recirculation mode, available with Altitude or Deco-touch main control, to move air in homes without forced-air heating
- Very quiet operation

REPAIRS AND MAINTENANCE

All parts of the HRV SOLO 2.0ES can be removed in less than five minutes, allowing direct access for easy repairs. The low power consumption motor is permanently lubricated. Finally, the electronic circuit board eliminates electromechanical parts, reducing repair time to a minimum.

WARRANTY

The HRV Solo 2.0ES is protected by a 5-year warranty on parts. The heat recovery core is covered by a lifetime warranty, with the original proof of purchase.

Available at:



HEAT RECOVERY VENTILATOR

Controls

- This unit is very simple to operate. Once it is installed, press on its push button, located on the bottom of the unit, to activate it. Press once for low speed, once again for high speed, and once more to stop it.
- For more convenience, this unit can also be controlled by an optional main control. For a complete list of optional main and auxiliary controls available, refer to the **Wall Control Compatibility Chart** on last pages of wall controls specification sheet, available at www.venmar.ca.
- For more details about controls, refer to the **Main and auxiliary wall controls** user guide, also available at www.venmar.ca.

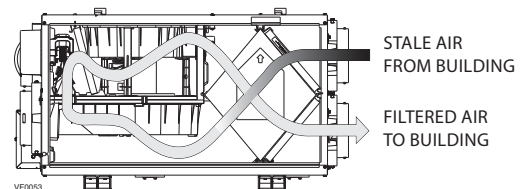
Options

- Complete line of registers and diffusers

Defrosting System

The HRV Solo 2.0ES uses an efficient defrosting method. No negative pressure is created by air exhausted to the outdoors, as the air is recirculated into the house, helping to prevent any backdraft.

OUTDOOR TEMPERATURE		DEFROST CYCLE (MINUTES)
°C	°F	DEFROST / OPERATION
WARMER THAN -5	WARMER THAN 23	NO DEFROST
-5 TO -15	23 TO 5	6 / 50
-15 TO -27	5 TO -17	6 / 25
-27 AND LESS	-17 AND LESS	10 / 20



Heat Recovery Core

Dimensions: 12" x 14" x 15.5" (30.5 cm x 35.5 cm x 39.4 cm)

Exchange surface: 102 ft² (9.54 m²)

Weight: 6.2 lb. (2.8 kg)

Material: Polypropylene

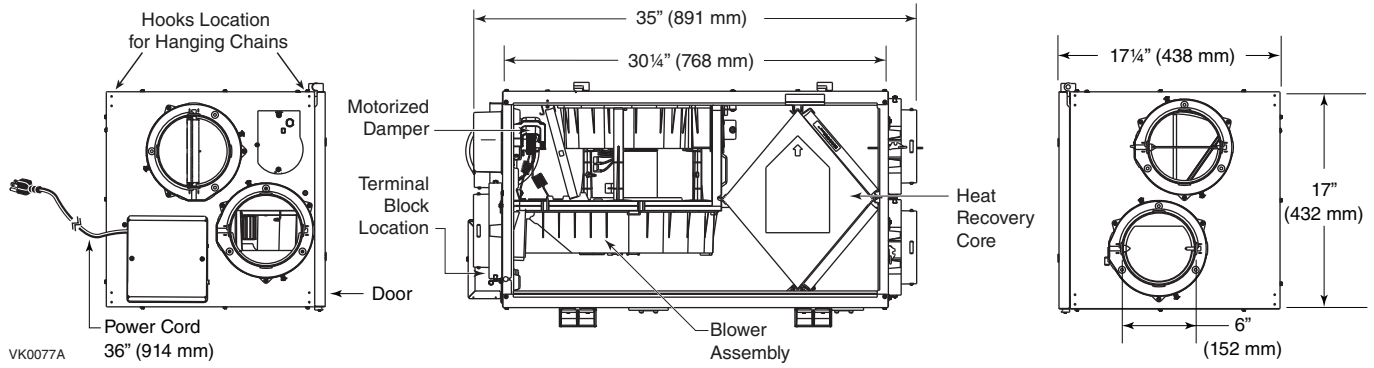
Type: Crossflow core

Warranty: Limited Lifetime

Requirements and Standards

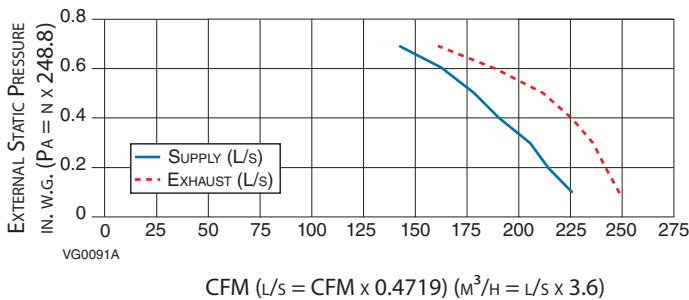
- Complies with the UL 1812 requirements regulating the installation of Heat Recovery Ventilators
- Complies with the CSA C22.2 no. 113 Standard applicable to ventilators
- Complies with CSA F326 requirements regulating the installation of Heat Recovery Ventilators
- Technical data was obtained from published results of tests relating to CSA C439 Standards
- HVI certified

DIMENSIONS: HRV Solo 2.0ES



VENTILATION PERFORMANCE

EXTERNAL STATIC PRESSURE		NET SUPPLY AIR FLOW		GROSS AIR FLOW								
PA	IN. W.G.	L/s	CFM	SUPPLY			EXHAUST					
				L/s	CFM	M ³ /H	L/s	CFM	M ³ /H	L/s	CFM	M ³ /H
25	0.1	106	225	382	107	227	386	118	249	423		
50	0.2	102	215	365	102	216	367	115	243	413		
75	0.3	96	204	347	97	205	348	111	235	399		
100	0.4	90	192	326	91	193	328	107	226	384		
125	0.5	83	177	301	84	179	304	100	211	358		
150	0.6	76	161	274	76	162	275	89	189	321		
175	0.7	67	142	241	67	143	243	75	159	270		

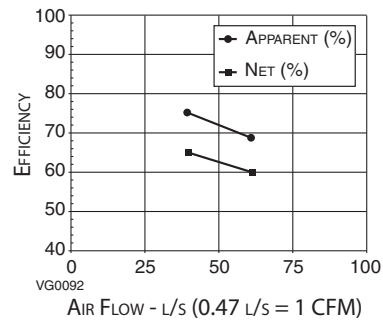


ENERGY PERFORMANCE

SUPPLY TEMPERATURE		NET AIR FLOW			POWER CONSUMED WATTS	SENSIBLE RECOVERY EFFICIENCY	ADJUSTED SENSIBLE RECOVERY EFFICIENCY	APPARENT SENSIBLE EFFECTIVENESS*	LATENT RECOVERY MOISTURE TRANSFER
°C	°F	L/s	CFM	M ³ /H					
HEATING									
0	32	39	83	139	71	65	70	75	0.01
0	32	61	129	221	129	60	67	69	0.01
-25	-13	40	85	143	114	60	65	76	0.01

*Data not certified by HVI.

NOTE: All specifications are subject to change without notice.



SPECIFICATIONS AND RATINGS

- Model: HRV Solo 2.0ES
- Part Number: 47720
- Total Assembled Weight (including polypropylene core): 65 lb. (29.5 kg)
- Drains: 1/2" (1.2 cm) fittings with 10 ft. (3 m) PVC drain hose
- Filters: 15 ppi washable reticulated foam 15.375" x 7.125" x 0.75" (39 cm x 18 cm x 1.9 cm)
- 6" Round Ports
- Housing: Pre-painted steel
- Insulation: Expanded polystyrene
- Mounting: Suspension by chains and springs
- Supply & Exhaust Blower Motor: 1 PSC Motor
 - Protection type: Thermally protected
 - Insulation class: B
- Speed Control on unit: Low and High speeds. Other modes available with optional main wall controls.
- Heat Recovery Core:
 - Heat Exchange Surface Area: 102 ft.² (9.54 m²)
 - Type: Crossflow
 - Material: Polypropylene
- Unit Electrical Characteristics: 120 volts, 60 Hz, 2.1 amps, 195 watts

Project:	REMARKS
Location:	
Part Number: 47720	
Quantity:	
Submitted by:	Date:



Residential Products Group, 550 Lemire Blvd., Drummondville, Qc, Canada J2C 7W9 - Tel: 1-800-567-3855 Fax: 1-800-567-1715



www.venmar.ca

HRVSolo2.0ESd20_04